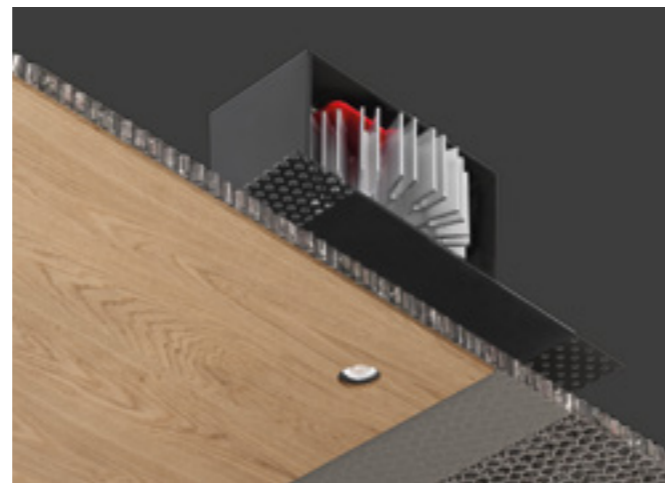

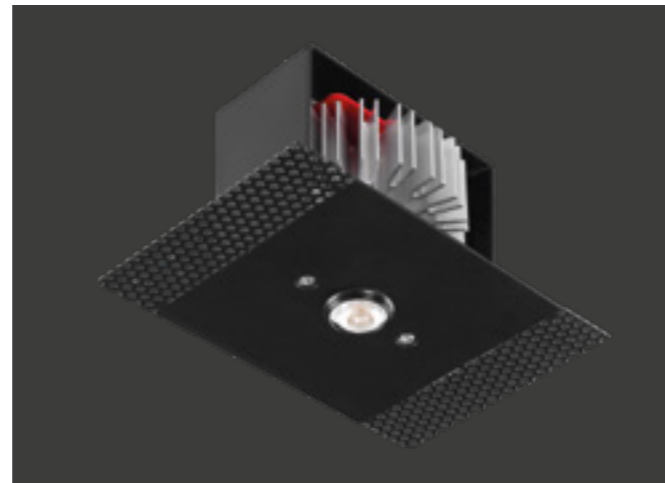


GENIUS NAKED



UN GENIUS NUDO ADATTO PER QUALSIASI SUPPORTO E MATERIALE.

Genius Naked è l'evoluzione della famiglia Genius, che estende il concetto di totale integrazione superficiale a qualsiasi materiale e contesto. È un apparecchio a scomparsa totale, per installazione a soffitto in ambienti interni, che può essere installato su qualsiasi superficie: legno, cemento, specchio, marmo, moduli industriali con uno spessore da 5 mm a massimo 20 mm. Unica parte visibile è il foro di soli 20 mm, in grado di generare un potente fascio luminoso. Infatti la variante "Naked" mantiene tutte le prestazioni del Genius, con la parte elettrica estraibile direttamente dal foro luce, grazie alla meccanica push-pull, che facilita l'estrazione e la sostituzione della sorgente LED, senza la necessità di alcuna botola di ispezione e tantomeno di interventi invasivi in caso di manutenzione.

A BARE GENIUS SUITABLE FOR ANY SUPPORT AND MATERIAL.

Genius Naked is the evolution of the Genius family, extending the total surface integration concept to any material and context. It is a totally recessed luminaire, for ceiling-mounted indoor installation, which can be installed on any surface: wood, cement, mirror, marble, industrial modules with a thickness from 5 mm (0.2") to a maximum of 20 mm (0.79"). The only visible part is the light emission hole of only 20 mm (0.79"), capable of generating a powerful light beam. In fact, the "Naked" version retains all the performances of the Genius, with the electrical part which can be removed through the light hole, thanks to a push-pull mechanism making it easy to pull the LED light source out and replace it, with no need for any inspection hatch, nor for invasive maintenance operations.

SCOMPARSA TOTALE CON QUALSIASI MATERIALE


TOTALLY CONCEALED INSTALLATION
WITH ANY MATERIAL



legno / wood



marmo / marble




specchio / mirror

il corpo illuminante viene pre-montato sul pannello di rivestimento

the lighting body is pre-mounted on the cladding panel

installabile su materiali con spessore da 5 a 20 mm

it can be installed on materials with a thickness from 5 mm (0.2") to 20 mm (0.79")

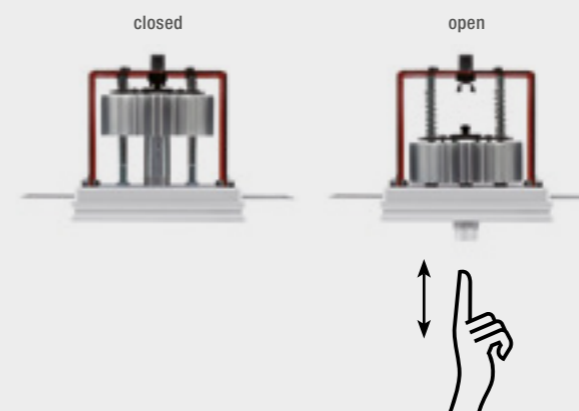


20 mm

l'unica parte visibile è il foro di soli 20 mm

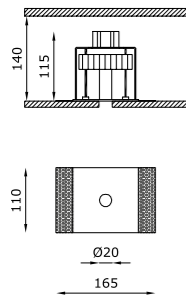
the only visible part is the emission hole of 20 mm (0.79")

PUSH & PULL TECHNOLOGY



Non necessita di alcuna botola di ispezione. La parte elettrica è estraibile direttamente dal foro luce con un semplice gesto della mano, grazie alla meccanica push-pull, che facilita l'eventuale estrazione e la sostituzione della sorgente LED in caso di manutenzione.

No need for an inspection hatch. The electrical part can be extracted straight from the light hole just with a simple manual gesture, thanks to the push-pull mechanism which makes it easy to extract and replace the LED source for maintenance purposes.



CODE COMPOSITION

1061 BL 4 R 40 E _ND		light colour	27	2700K
			30	3000K
			40	4000K
1062 BL 4 R 40 E _ND		light colour	27	2700K
			30	3000K
			40	4000K

example of code composition 1061 BL 4 R 40 E 30 WD

TECHNICAL FEATURES

Code	1061 XX	1062 XX
Type	Downlight 90°	Downlight 90°
Material	Aluminum I Steel	Aluminum I Steel
Finishing	Black	Black
Weight	0.65 Kg	0.65 Kg
Mounting	Ceiling recessed	Ceiling recessed
IP rating	IP20	IP20
Insulation class	III	III
Control gear	Remote constant current electronic driver (not included)	Remote constant current electronic driver and inverter (included)
Lamp type	LED 700 mA Vf: 11.5 VDC	LED 700 mA
Lamp wattage	1 x 8.5W	1 x 8.5W
Luminous efficacy	1000 lm - 3000K	1000 lm - 3000K
Light distribution	Wide beam 40°	Wide beam 40°
Fitting	-	-
Light colour	White 3000K White 2700K I 4000K (on request)	White 3000K White 2700K I 4000K (on request)
Light hole	Ø 20 mm	Ø 20 mm
Voltage connection	By driver (optional)	220-240V · 50/60Hz
CRI	>90	>90
Emergency	-	1 hour
Note	On request available dimmable PUSH or DALI, remote installation. Suitable for installation on surfaces max 20 mm deep. This product could be ordered with IP65 protection grade (see OUTDOOR section - code 2075).	On request available dimmable PUSH or DALI, remote installation. Suitable for installation on surfaces max 20 mm deep. This product could be ordered with IP65 protection grade (see OUTDOOR section - code 2076).

OPTIONAL ACCESSORIES

product code	optional code	description	info
1061 XX	H8700.E	Constant current electronic driver. Remote installation	Suitable for n°1 or n°3 code 1061 XX - 700 mA



Genius Naked
Chalet Sauze d'Oulx - AB2ER, Lighting And



Genius Naked
Il foyer, Piazza Teatro alla Scala - Michael Vincent Uy MVUY - Milan