


## SLOT 6 EVO

IP rated downlights

design Roberto Mantovani



IP67 recessed luminaires of the utmost build quality, the extremely small dimensions are paired with a high luminous flux. With a body in thick anodised aluminium, it comes in versions with the front in AISI316L stainless steel and anodised and powder-coated aluminium. Extra-clear tempered glass, ATEX cable gland and neoprene cable. Equipped with COB Fidelity, it is designed for a CRI98 and R9 93. The range of accessories includes the glare filter for maximum visual comfort.

Incassi IP67 di altissima qualità costruttiva, con dimensioni estremamente contenute ed elevati flussi luminosi. Corpo in alluminio anodizzato a spessore, versioni con frontale in acciaio INOX AISI316L e in alluminio anodizzato e verniciato a polveri. Vetro extrachiaro temprato, pressacavo ATEX, cavo in neoprene. Equipaggiati con COB Fidelity si connota per un CRI98 e R9 93. Disponibile tra gli accessori il filtro antiabbagliamento per il massimo comfort visivo.

Appareils encastrables IP67 de très haute qualité d'exécution, de dimensions extrêmement limitées et à flux lumineux élevés. Corps en aluminium anodisé épais, versions avec façade en acier INOX AISI316L et en aluminium anodisé et revêtu de peinture en poudre. Verre extra-clair trempé, presse-étoupe ATEX, câble en néoprène. Équipés de COB Fidelity, ils se caractérisent par un IRC98 et R9 93. Disponibilité dans les accessoires du filtre anti-éblouissement pour le plus grand confort visuel.

IP67-Einbauten von höchster Bauqualität, mit extrem kleinen Abmessungen und hohen Lichtströmen. Dickes Gehäuse aus eloxiertem Aluminium. Versionen mit Edelstahl AISI316L und pulverbeschichteter eloxierter Aluminiumfront. Extra-klares gehärtetes Glas, ATEX-Kabelverschraubung, Neoprenkabel. Ausgestattet mit COB Fidelity zeichnet er sich durch einen CRI98 und R9 93 aus. Für maximalen Sehkomfort ist ein Blendfilter als Zubehör erhältlich.

IP67 made in Italy



### Supply current

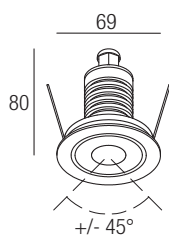
500 mA (V, 9V)

### Power

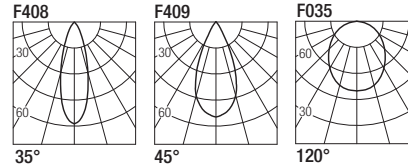
6 W

### Series wiring

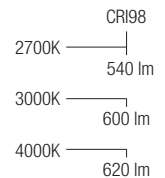
### Dimensions



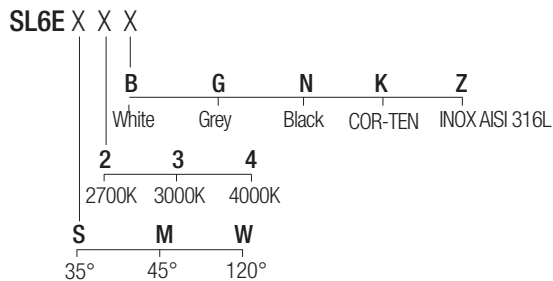
### Photometric diagrams



### CCT/CRI/Flux

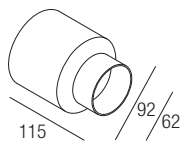


### Code construction



### Optionals

CSXJ01  
Recessing box



LSL6E01  
Low luminance louver



**Note:** the filter must be ordered together with the lighting fixture

### Drivers

on/off	dimmable
500 mA	
AL1074 (1.2) 30mm IP20	AL4010 (1.4) 72mm IP20 PUSH 1.10V
AL1077 (1.2) 40mm IP20	AL4151 (1.4) 72mm IP20 DALI
AL1084 (1.3) 55mm IP20 S.P.	AL4153 (1.4) 56mm IP20 PUSH IGBT-TRIAC
AL9051 (1.3) 44mm IP67	AL8050 (1.4) IP67 DALI