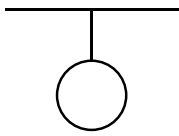


ideal lux®

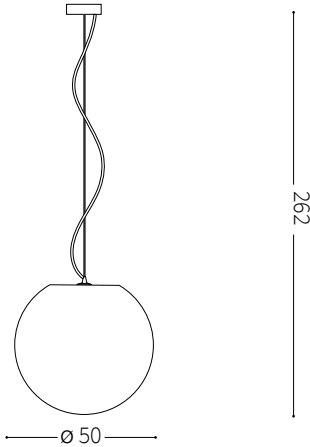
Carta SP1 D50



Lampada a sospensione
 Suspension lamp
 Suspension
 Pendelleuchte
 Lámpara colgante
 Люстры и подвесы

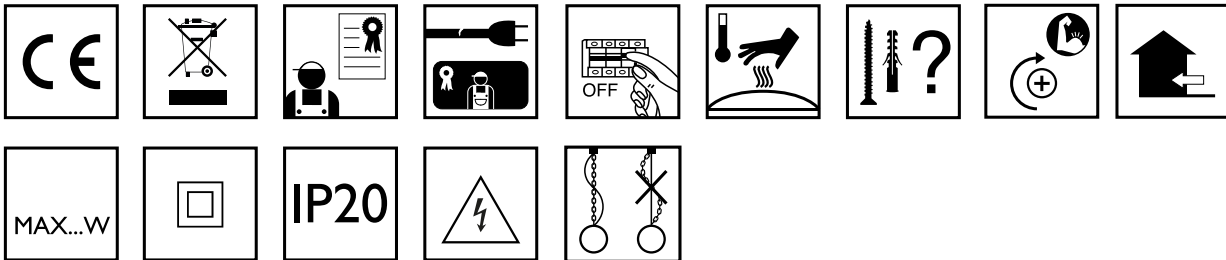


max 1 x 25W E27 / 220~240V
 50/60Hz
 - 8021696226040 BIANCO



1

2



ESEGUIRE LE OPERAZIONI SEGUENDO L'ORDINE PROGRESSIVO. L'INSTALLAZIONE DI QUESTO APPARECCHIO DEVE ESSERE EFFETTUATA DA PERSONALE QUALIFICATO.
 FOLLOW THE ASSEMBLY INSTRUCTIONS BY READING THE NUMERICAL PROGRESSION. THE LIGHTING FITTING SHOULD BE INSTALLED BY A QUALIFIED ELECTRICIAN.

