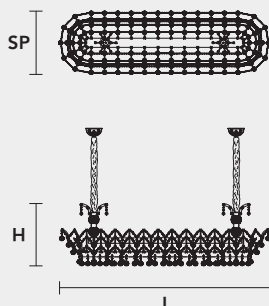


VE 920 30



TRADITIONAL LIGHTING

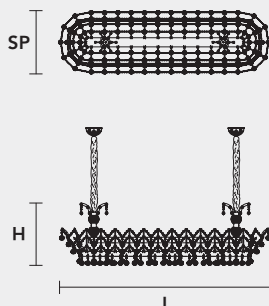


VE 920 30 MT TRADITIONAL VERSION

H 55 cm 21,65"
L 200 cm 78,74"
SP 70 cm 27,56"
kg 100

30 x E14 x 40 W max
Triac Dimmable

Lighting system: Traditional E14 lightbulbs (not included)
Frame: Chrome or gold plated metal covered by transparent glass
Lampshades: No lampshades included
Pendants: Transparent

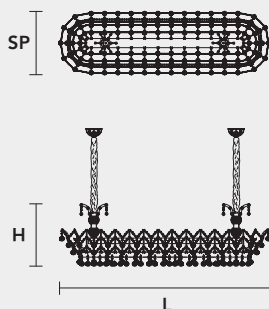


VE 920 30 RW RGB-W LED VERSION

H 55 cm 21,65"
L 200 cm 78,74"
SP 70 cm 27,56"
kg 100

30 x RGB-W LED SOURCES (driver included)
9900 lm at 3000 K - CRI>85 - 120 W

Controlled by: DMX or Masiero Smart Light App
Frame: Chrome or gold plated metal covered with transparent glass
Lampshades: No lampshades included
Pendants: Transparent



VE 920 30 DW DYNAMIC WHITE LED VERSION

H 55 cm 21,65"
L 200 cm 78,74"
SP 70 cm 27,56"
kg 100

30 x DW LED SOURCES (driver included)
DYNAMIC White from 2700 K to 6500 K
14700 lm max at 4700 K - CRI>85 - 120 W

Controlled by: DMX or Masiero Smart Light App
Frame: Chrome or gold plated metal covered with transparent glass
Lampshades: No lampshades included
Pendants: Transparent

