


HERO 6

Fixed downlights

design Lapo Grassellini



The Hero recessed fixtures range matches utmost performance to incredible compactness. Revolutionary in dissipative, functional design, it offers the possibility to combine colour temperatures and beam angles in CRI85 and CRI93 and CRI98 with R9 93 versions. The anti-glare filter accessory, which can be applied to the installed product, ensures optimal visual comfort.

La gamma di incassi Hero combina altissime prestazioni ad una dimensione incredibilmente contenuta. Rivoluzionari per il design funzionale alla dissipazione, offrono la possibilità di combinare temperature colore ed aperture di fascio nelle versioni a CRI85 ed a CRI93 e CRI98 con R9 93. Equipaggiabili con l'accessorio filtro antiabbagliamento, per assicurare il miglior comfort visivo dell'installazione.

La gamme d'encastrables Hero associe prestations très élevées et dimension incroyablement contenue. Révolutionnaires pour le design fonctionnel à la dissipation, ils offrent la possibilité d'associer températures, couleur et ouvertures de faisceau dans les versions à CRI85 et à CRI93 et CRI98 avec R9 93. Peuvent être équipés avec l'accessoire filtre anti-éblouissement, pour assurer le meilleur confort visuel de l'installation.

Die Einbauleuchtenserie Hero vereint höchste Leistung mit einer unglaublich kleinen Größe. Revolutionär in ihrem funktionalen Design zur Dissipation, bieten sie die Möglichkeit, Temperaturen, Farben und Strahlöffnungen in den Versionen CRI85 und CRI93 und CRI98 mit R9 93 zu kombinieren. Sie können mit dem Entblendungsfilter als Zubehör ausgestattet werden, damit bei der Installation bester Sehkomfort gewährleistet werden kann.

IP44 made in Italy



Supply current

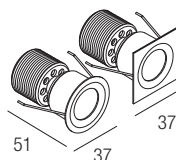
500mA (V, 9V)

Power

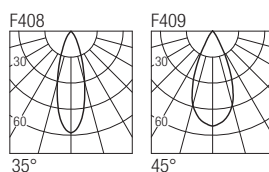
6W

Series wiring

Dimensions



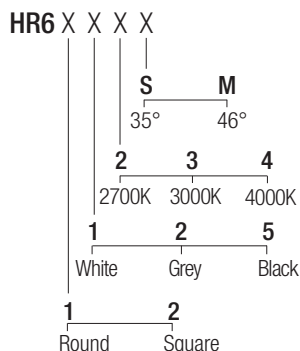
Photometric diagrams



CCT/CRI/Flux

CCT	CRI98	Flux (lm)
2700K	540	540
3000K	600	600
4000K	620	620

Code construction



Optionals

SC1002 Milky screen

Note: the screen must be ordered together with the lighting fixture

CV2402 24VDC/500mA constant current converter

Drivers

on/off	dimmable
AL1074 (1..2) 30mm IP20	AL4010 (1..4) 72mm IP20 PUSH 1..10V
AL1077 (1..2) 40mm IP20	AL4151 (1..4) 72mm IP20 DALI
AL1084 (1..3) 55mm IP20 S.P.	AL4153 (1..4) 60mm IP20 IGBT-TRIAC
AL9051 (1..3) 60mm IP67	