

MASHIKO 400 SQUARE LED EMERGENCY

astro

GENERAL

LOCATION:	Bathroom
CLASS:	CE (Class I)
IP RATING:	IP44
BATHROOM ZONE:	Zone 2, 3
DRIVER REQUIRED:	No
INSTALLATION ORIENTATION:	Ceiling Mount
MAIN MATERIAL:	Metal - Mild Steel
DIMENSIONS (mm):	H: 85 W: 400 D: 400
CUT OUT HOLE (mm):	-
RECESS DEPTH (mm):	-
FIRE RATING:	-
CABLE LENGTH (mm):	-
GROSS WEIGHT (kg):	5.12

LAMP

LIGHT SOURCE:	Mid-Power LED
WATTAGE:	31.2W
LAMP INCLUDED:	Yes (Integral)
MAXIMUM LAMP LENGTH (mm):	-
LUMINOUS FLUX (lm):	2438
COLOUR TEMP (K):	3000
CRI (Ra):	80
MACADAM ELLIPSE:	3-Step
TILT ADJUSTABLE ANGLE (°):	-
ROTATION ADJUSTABLE ANGLE (°):	-
LIFETIME (hrs):	54000
BEAM ANGLE (°):	-

ELECTRICAL

SWITCHED:	No
DIMMABLE:	Yes
DIMMING METHOD:	Phase - Leading & Trailing Edge
SUPPLY FREQUENCY (Hz):	50
DRIVER/BALLAST VOLTAGE (V):	220-240
DRIVER LIFETIME (hrs):	50000
EFFICACY (lm/W):	78

EMERGENCY

EMERGENCY LUMINAIRE TYPE:	Maintained, Self Contained
TEST METHOD:	Manual (Basic)
RATED DURATION (hrs):	3
LUMENS IN MAINS MODE (lm):	2438
LUMENS IN EMERGENCY MODE (lm):	297

ADDITIONAL INFORMATION:

SHADE INCLUDED:	-
SHADE/DIFFUSER MATERIAL:	Polycarbonate
SHADE/DIFFUSER FINISH	Frosted
F MARK:	Suitable for mounting on flammable materials



CODE: 1121075
FINISH: POLISHED CHROME



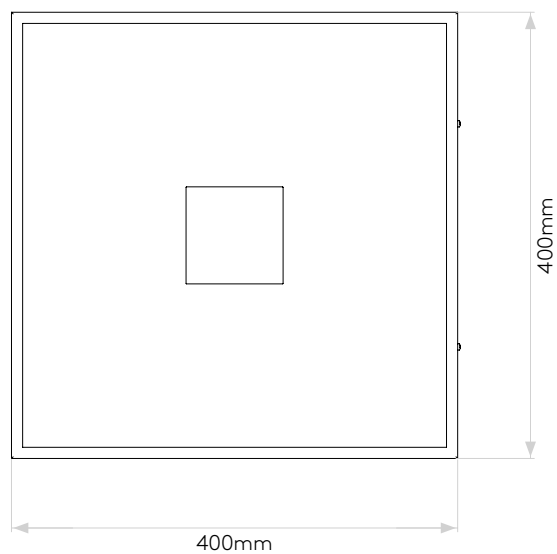

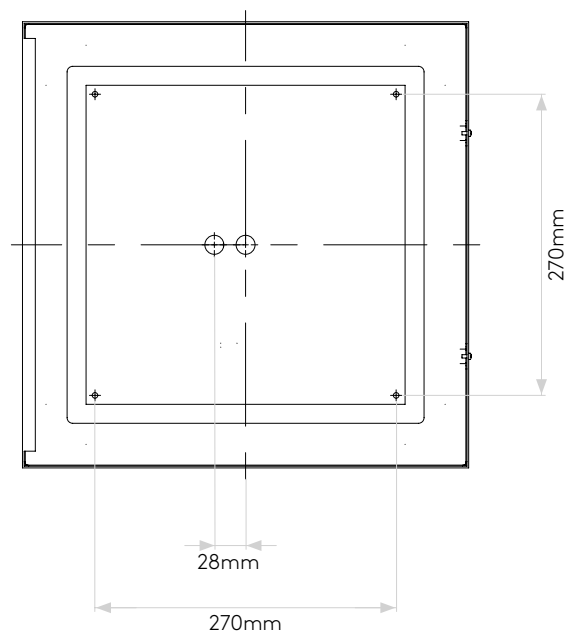
CODE: 1121076
FINISH: BRONZE

TO MAINTAIN THIS PRODUCT TO ITS BEST CONDITION, PLEASE VIEW OUR CARE AND CLEANING GUIDE ON THE SUPPORT SECTION OF THE ASTRO WEBSITE.

Pour entretenir au mieux ce produit, veuillez consulter notre guide d'entretien et de nettoyage, dans la rubrique d'aide sur le site Web d'Astro.

Um dieses Produkt im besten Zustand zu erhalten, beachten Sie bitte unseren Leitfaden zu Pflege und Reinigung im Abschnitt „Support“ auf der Astro-Website.

Per mantenere questo prodotto nelle sue migliori condizioni, consultare la nostra guida per la manutenzione e la pulizia nella sezione dedicata all'assistenza del sito Web Astro.



Please note that some dimensions may vary slightly due to manufacturing tolerances, this includes cable entry and fixing holes

Veillez noter que certaines dimensions peuvent varier légèrement en raison des tolérances de fabrication, y compris l'entrée de câble et les trous de fixation.

Bitte beachten Sie, dass die Maße Fertigungstoleranzen unterliegen und daher in geringem Umfang von der angegebenen Größe abweichen können. Dies gilt auch für Kabeleingänge und Befestigungslöcher.

Si prega notare che possono esserci piccole variazioni in alcune dimensioni dovute alle tolleranze di produzione, queste includono l'ingresso del cavo e i fori di fissaggio.