

# Baloon

Sospensione con struttura metallica, rivestimento sfoderabile e lavabile in tessuto elasticizzato bianco.

Cablaggio elettrico con rosone nichel satinato e filo cotone rosso.

**A RICHIESTA:**

- estensione cablaggio elettrico

Pendant with metallic structure, removable and washable cover in elasticised white fabric.

Electrical wiring with nickel satin canopy and red electrical cable.

**ON DEMAND:**

- longer electrical cable

Hängeleuchte mit Struktur aus Metal, beseitigbarem und waschbarem Bezug aus Weiß- barstoffe.

Deckbefestigung Nickel satiniert und rote Verkabelung.

**AUF VERLANGEN:**

- längere elektrische Kabel

Suspension avec structure métallique, revêtement en tissu élastique blanc qu'on peut enlever et laver.

Câblage avec calotte en nickel satiné et câble électrique rouge.

**SUR DEMANDE:**

- câble électrique plus long

Lámpara de techo con estructura metálica, recubrimiento en tejido elástico blanco que se puede retirar y lavar. Cableado con roseton níquel satinado y cable eléctrico rojo.

**A PEDIDO:**

- cable eléctrico más largo

codice  
code

cavo elettrico cm  
electric cable cm

imballo cm SH = Shade  
imballo cm ST = structure

peso netto kg. peso lordo kg.  
net weight kg. gross weight kg.

lampadina  
bulb

0606-20-07



200

<https://3000k.ru>  
85 x 89 x 89 h. 39 72

2,7

8



1 x max 100W - E27  
oppure/or



1 x 16W LED - E27



Lampadina esclusa / Bulb not included

# Luxury

Sospensioni con struttura metallica rivestita nei tessuti della collezione. Escluso PVC specchiato.

Cablaggio elettrico con rosone nichel satinato, cavo acciaio e filo trasparente.

**Chiusura inferiore parziale in plexiglas.**

**A RICHIESTA:**

- estensione cablaggio elettrico

Pendants with metallic structure covered with the fabrics of the collection. Mirroring PVC excluded.

Electrical wiring with nickel satin canopy, steel hanging cable and transparent electrical cable.

**Partial bottom closure in plexiglas.**

**ON DEMAND:**

- longer electrical and hanging cables

Hängeleuchte mit Struktur aus Metal und Schirm in den Stoffen der Kollektion. Spiegel- PVC nicht einschliesslich.

Elektrische Verkabelung mit Deckbefestigung Nickel satiniert, Hängkabel aus Stahl und Transparentelektrokabel.

**Teilabdeckung aus Plexiglas.**

**AUF VERLANGEN:**

- längere elektrische und Hangkabel

Suspensions avec structure en metal revêtu avec les tissus de la collection. PVC réfléchissant pas inclus.

Câblage électrique avec rosace en nickel satiné, câble de support en acier et câble électrique transparent.

**Fermeture inférieure partielle en plexiglas.**

**SUR DEMANDE:**

- câbles électriques et de suspension plus longs

Lámparas de techo con estructura metálica producidas con los tejidos de la colección. Excepto PVC espejado.

Cableado eléctrico con roseton níquel satinado, cable de fijación en acero y cable eléctrico transparente.

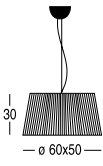
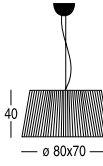
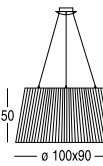
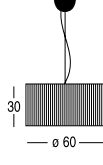
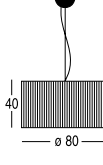
**Cierre inferior parcial en plexiglas.**

**A PEDIDO:**

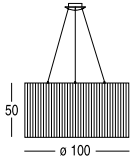
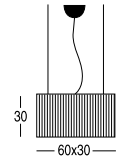
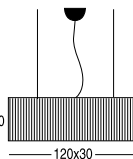
- cables eléctricos y colgantes más largos

0607

Sospensioni Pendant

codice code		cavo elettrico cm electric cable cm	imballo cm imballo cm	SH = Shade ST = structure	peso netto kg. net weight kg.	peso lordo kg. gross weight kg.	lampadina bulb	
<b>0607-20-33</b> SEMICONE		200	68 x 68 x 51 h.		3	6	3 x max 100W - E27 oppure/or 3 x 10W LED - E27	CE ± F
<b>0607-20-34</b> SEMICONE		200	84 x 84 x 58 h.		4	12	3 x max 100W - E27 oppure/or 3 x 10W LED - E27	CE ± F
<b>0607-20-35</b> SEMICONE		200	107 x 107 x 62 h.		5	15	3 x max 100W - E27 oppure/or 3 x 10W LED - E27	CE ± F
<b>0607-20-60</b> CYLINDER		200	68 x 68 x 51 h.		3	6	3 x max 100W - E27 oppure/or 3 x 10W LED - E27	CE ± F
<b>0607-20-62</b> CYLINDER		200	84 x 84 x 58 h.		4	12	3 x max 100W - E27 oppure/or 3 x 10W LED - E27	CE ± F

Lampadina esclusa / Bulb not included

codice code		cavo elettrico cm electric cable cm	imballo cm imballo cm	SH = Shade ST = structure	peso netto kg. net weight kg.	peso lordo kg. gross weight kg.	lampadina bulb			
<b>0607-20-63</b> CYLINDER		200	107 x 107 x 62 h.		5	15	3 x max 100W - E27 oppure/or 3 x 10W LED - E27	CE	≡	F
<b>0607-20-83</b> RECTANGULAR		200	80 x 37 x 44 h.	Chiusura inferiore totale in plexiglas. Complete bottom closure in plexiglas.	2,3	8	2 x max 100W - E27 oppure/or 2 x 10W LED - E27	CE	≡	F
<b>0607-20-84</b> RECTANGULAR		200	141 x 37 x 44 h.	Chiusura inferiore totale in plexiglas. Complete bottom closure in plexiglas.	4,5	9	3 x max 100W - E27 oppure/or 3 x 10W LED - E27	CE	≡	F

<https://3000k.ru>

8 800 100 39 72

Lampadina esclusa / Bulb not included

# Slide

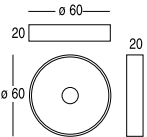


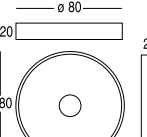


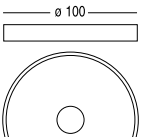


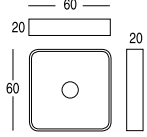


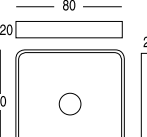


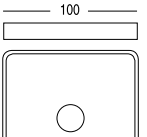


Lampade da soffitto e parete con struttura in metallo, rivestite con i tessuti della collezione. Escluso PVC specchiato e plissé seta a mano. Chiusura inferiore totale in plexiglas.

Ceiling and wall lamps with metal structure, covered with the fabrics of the collection. Mirroring PVC and hand-made silk plissé excluded. Complete bottom closure in plexiglas.

Deck- und Wandleuchten mit Struktur aus Metall, mit den Stoffen der Kollektion bezogen. Spiegel-Pvc und handgefertigte Seideplissé nicht einschliesslich. Ganze Unterabdeckung aus Plexiglas.

Plafoniers at appliques avec structure en métal, revêtus dans les tissus de la collection. PVC réfléchissant et plissé de soie à main pas inclus. Fermeture inférieure complète en plexiglas.

Plafones y apliques con estructura en metal, recubiertas con los tejidos de la colección. Excepto pvc espejado y plissé de seda hecho a mano. Cierre inferior total en plexiglas.

codice code	cavo elettrico cm electric cable cm	imballo cm SH = Shade imballo cm ST = structure	peso netto kg. net weight kg.	peso lordo kg. gross weight kg.	lampadina bulb
<b>0604-40-64</b> SMALL ROUND		67 x 67 x 28 h.	3,5	6,5	 3 x max 100W - E27 oppure/or  3 x 10W LED - E27
<b>0604-40-65</b> MEDIUM ROUND		87 x 87 x 27 h.	4	10	 3 x max 100W - E27 oppure/or  3 x 10W LED - E27
<b>0604-40-66</b> LARGE ROUND		106 x 106 x 27 h.	6,5	14	 3 x max 100W - E27 oppure/or  3 x 10W LED - E27
<b>1005-40-14</b> SMALL SQUARE		67 x 67 x 27 h.	3,5	6,5	 3 x max 100W - E27 oppure/or  3 x 10W LED - E27
<b>1005-40-15</b> MEDIUM SQUARE		87 x 87 x 27 h.	4	10	 3 x max 100W - E27 oppure/or  3 x 10W LED - E27
<b>1005-40-16</b> LARGE SQUARE		107 x 107 x 27 h.	6,5	14	 3 x max 100W - E27 oppure/or  3 x 10W LED - E27

Lampadina esclusa / Bulb not included

<https://3000k.eu>  
8 800 107 89 72

# Sospensione Up-Down

Sospensione in metallo con diffusore in PVC specchiato o nei tessuti della collezione. Sali scendi regolabile, contrappeso e cablaggio elettrico con alimentazione dal basso.

Metal pendant with shade in mirroring PVC or in the fabrics of the collection. Adjustable height system with weight and electrical wiring with feeding from down.

Hängeleuchte aus Metall mit Schirm aus Spiegel PVC oder aus Stoffen von unsere Kollektion. Höhen verstellbar mit Gewichts und elektrische Leitungen mit der Fütterung von unten.

Suspension en Métal avec abat-jour en PVC réfléchissant ou dans les tissus de la collection. Système de hauteur réglable avec le poids et le câblage électrique à l'alimentation du bas.

Suspensiones en metal con difusor en pvc espejado o en los tejidos de la colección. Subida y bajada regulable, contrapeso y cableado eléctrico con alimentación desde la parte de abajo.

codice  
code

cavo elettrico cm  
electric cable cm

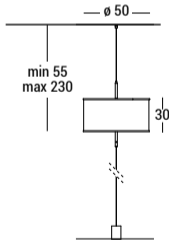
imballo cm SH = Shade  
imballo cm ST = structure

peso netto kg.  
net weight kg.

peso lordo kg.  
gross weight kg.

lampadina  
bulb

1009-20



SH 55 x 55 x 32 h.

1,3

3,0



3 x max 42W - E14  
oppure/or

<https://3000k.ru>  
ST 85 x 65 x 65 h

4,9

9,0



3 x 5W LED - E14



Lampadina esclusa / Bulb not included

# Sospensioni tessuto / Fabric pendants

Sospensioni con struttura in metallo rivestita con i tessuti della collezione. Escluso PVC specchiato e plissé seta a mano.

Cablaggio elettrico con rosone nichel satinato, cavo acciaio e filo trasparente.

**A RICHIESTA:**

- estensione cablaggio elettrico

Pendants with metal structure covered with the fabrics of the collection. Hand-made silk plissé and mirroring PVC excluded.

Electrical wiring with nickel satin canopy, steel hanging cable and transparent electric cable.

**ON DEMAND:**

- longer electrical and hanging cables

Hängeleuchte mit Struktur aus Metall mit den Stoffen der Kollektion bezogen.

Handgefertigte Seide plissé und Spiegel - PVC nicht einschliesslich. Elektrische Verkabelung mit Deckbefestigung Nickel satiniert, Hängkabel aus Stahl und Transparentelektrischkabel.

**AUF VERLANGEN:**

- längere elektrische und Hangkabel

Suspensions avec structure en métal revêtue avec les tissus de la collection.

Plissé soie à main et PVC réfléchissant pas inclus. Câblage électrique avec rosace calotte en nickel satiné, câble de support en acier et câble électrique transparent.

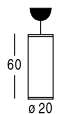
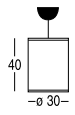
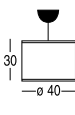
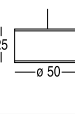
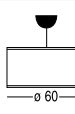
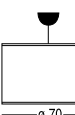
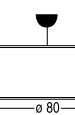
**SUR DEMANDE:**

- câbles électriques et de suspension plus longs

Lámparas de techo con estructura en metal recubierto en los tejidos de la colección. Excepto plissé de seda hecho a mano y PVC espejado. Cableado eléctrico con roseton níquel satinado, cable de fijación en acero y cable eléctrico transparente.

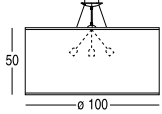





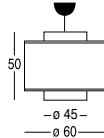





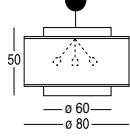





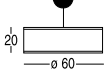





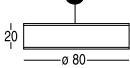





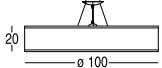





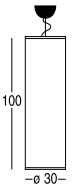





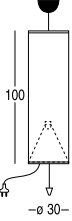





**A PEDIDO:**

- cables eléctricos y colgantes más largos

codice code		cavo elettrico cm electric cable cm	imballo cm SH = Shade imballo cm ST = structure	peso netto kg. net weight kg.	peso lordo kg. gross weight kg.	lampadina bulb	
<b>9229-20-54</b> CYLINDER		200	31 x 31 x 82 h.	0,9	2,3	1 x max 100W - E27 oppure/or 1 x 10W LED - E27	CE ± V
<b>9229-20-57</b> CYLINDER		200	41 x 41 x 53 h.	0,9	2,5	1 x max 100W - E27 oppure/or 1 x 10W LED - E27	CE ± V
<b>9229-20-58</b> CYLINDER		200	51 x 51 x 53 h.	0,95	2,6	1 x max 100W - E27 oppure/or 1 x 10W LED - E27	CE ± V
<b>9229-20-59</b> CYLINDER		200	55 x 55 x 35 h.	1	3	1 x max 100W - E27 oppure/or 1 x 10W LED - E27	CE ± V
<b>9229-20-60</b> CYLINDER		200	68 x 68 x 51 h.	1,3	5	1 x max 100W - E27 oppure/or 1 x 10W LED - E27	CE ± V
			<b> Variante a richiesta:</b> chiusura inferiore parziale in tessuto cablaggio 3 lampadine <b>On demand:</b> partial fabric bottom closure 3 bulbs				
<b>9229-20-61</b> CYLINDER		200	84 x 84 x 58 h.	1,4	6	1 x max 100W - E27 oppure/or 1 x 10W LED - E27	CE ± V
			<b> Variante a richiesta:</b> chiusura inferiore parziale in tessuto cablaggio 3 lampadine <b>On demand:</b> partial fabric bottom closure 3 bulbs				
<b>9229-20-62</b> CYLINDER		200	84 x 84 x 58 h.	3	11	1 x max 100W - E27 oppure/or 1 x 10W LED - E27	CE ± V
			<b> Variante a richiesta:</b> chiusura inferiore parziale in tessuto cablaggio 3 lampadine <b>On demand:</b> partial fabric bottom closure 3 bulbs				

https://3000k.ru  
8 800 100 39 72

Lampadina esclusa / Bulb not included

codice code		cavo elettrico cm electric cable cm	imballo cm SH = Shade imballo cm ST = structure	peso netto kg. net weight kg.	peso lordo kg. gross weight kg.	lampadina bulb	
<b>9229-20-63</b> CYLINDER			<b>Variante a richiesta:</b> chiusura inferiore parziale in tessuto <b>On demand:</b> partial fabric bottom closure			 3 x max 100W - E27 oppure/or  3 x 10W LED - E27	  
<b>9229-20-41</b> DOUBLE CYLINDER						 1 x max 100W - E27 oppure/or  1 x 10W LED - E27	  
<b>9229-20-41</b> CYLINDER						 3 x max 100W - E27 oppure/or  3 x 10W LED - E27	  
<b>0604-20-64</b> LOW CYLINDER	 Chiusura inferiore totale in plexiglas. Complete bottom closure in plexiglas.					 3 x max 100W - E27 oppure/or  3 x 10W LED - E27	  
<b>0604-20-65</b> LOW CYLINDER	 Chiusura inferiore totale in plexiglas. Complete bottom closure in plexiglas.					 3 x max 100W - E27 oppure/or  3 x 10W LED - E27	  
<b>0604-20-66</b> LOW CYLINDER	 Chiusura inferiore totale in plexiglas. Complete bottom closure in plexiglas.					 3 x max 100W - E27 oppure/or  3 x 10W LED - E27	  
<b>0610-20-53</b> HIGH CYLINDER	 Non realizzabile in canapa. Not available in hemp.					 1 x max 100W - E27 oppure/or  1 x 10W LED - E27	  
<b>0605-20-53</b> HIGH CYLINDER	 Non realizzabile in canapa. Supporto a soffitto con saliscendi, contrappeso e cablaggio elettrico con alimentazione dal basso. Not available in hemp. Adjustable height system, hanging weight and electrical wiring with feeding from down.					 1 x max 100W - E27 oppure/or  1 x 10W LED - E27	  

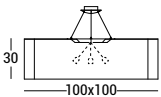


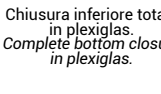


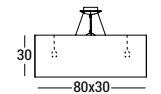


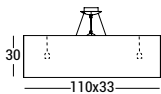


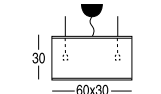


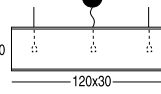


Lampadina esclusa / Bulb not included

codice code		cavo elettrico cm electric cable cm	imballo cm package cm	SH = Shade ST = structure	peso netto kg. net weight kg.	peso lordo kg. gross weight kg.	lampadina bulb			
<b>9229-20-31</b> LOW SEMICONE		200	68 x 68 x 51 h.		1,2	4	1 x max 100W - E27 oppure/or 1 x 10W LED - E27	CE	⏚	⚠
<b>9229-20-32</b> HIGH SEMICONE		200	68 x 68 x 51 h.		1,2	4	1 x max 100W - E27 oppure/or 1 x 10W LED - E27	CE	⏚	⚠
<b>9229-20-33</b> LARGE SEMICONE		200	65 x 65 x 65 h.		2,5	5,2	1 x max 100W - E27 oppure/or 1 x 10W LED - E27	CE	⏚	⚠
<b>9229-20-10</b> SQUARE		200	55 x 55 x 35 h.		1,6	3	1 x max 100W - E27 oppure/or 1 x 10W LED - E27	CE	⏚	⚠
<b>1005-20-14D</b> SQUARE		200	67 x 67 x 51 h.		3,5	6,0	3 x max 100W - E27 oppure/or 3 x 10W LED - E27	CE	⏚	⚠
<b>1005-20-14</b> SQUARE		200	67 x 67 x 51 h.		3,5	6,0	3 x max 100W - E27 oppure/or 3 x 10W LED - E27	CE	⏚	⚠
<b>1005-20-15D</b> SQUARE		200	87 x 87 x 58 h.		4,0	9,0	3 x max 100W - E27 oppure/or 3 x 10W LED - E27	CE	⏚	⚠
<b>1005-20-15</b> SQUARE		200	87 x 87 x 58 h.		4,0	9,0	3 x max 100W - E27 oppure/or 3 x 10W LED - E27	CE	⏚	⚠

Lampadina esclusa / Bulb not included

<https://3000k.ru>  
8 800 100 39 72



codice code	cavo elettrico cm electric cable cm	imballo cm imballo cm	SH = Shade ST = structure	peso netto kg. net weight kg.	peso lordo kg. gross weight kg.	lampadina bulb			
<b>1005-20-16D</b> SQUARE		200	107 x 107 x 62 h.	6,0	10,0	3 x max 100W - E27 oppure/or			CE ± V
						3 x 10W LED - E27			
<b>1005-20-16</b> SQUARE		200	107 x 107 x 62 h.	6,0	10,0	3 x max 100W - E27 oppure/or			CE ± V
<b>1004-20-20</b> OVAL		200	100 x 37 x 44 h.	3,0	7,0	2 x max 100W - E27 oppure/or			CE ± V
	<b>Variante a richiesta:</b> Chiusura inferiore parziale in tessuto +10%. <i>On demand:</i> Partial fabric bottom closure +10%.								
<b>1004-20-21</b> OVAL		200	130 x 37 x 44 h.	4,0	9,0	2 x max 100W - E27 oppure/or			CE ± V
	<b>Variante a richiesta:</b> Chiusura inferiore parziale in tessuto <i>On demand:</i> Partial fabric bottom closure								
<b>9229-20-83</b> RECTANGULAR		200	80 x 37 x 44 h.	1,6	6,0	2 x max 100W - E27 oppure/or			CE ± V
	Chiusura inferiore totale in plexiglas. Complete bottom closure in plexiglas.								
<b>9229-20-84</b> RECTANGULAR		200	148 x 37 x 44 h.	4,5	8,0	3 x max 100W - E27 oppure/or			CE ± V
	Chiusura inferiore totale in plexiglas. Complete bottom closure in plexiglas.		<a href="https://3000k.ru">https://3000k.ru</a>						

Lampadina esclusa / Bulb not included

# Vanity

Appliques con struttura in metallo rivestita con i tessuti della collezione. Supporto a muro grigio metallizzato compreso.

Wall lamps with metal structure covered with the fabrics of the collection. Metallized grey wall support included.

Wandleuchte mit Struktur aus Metall mit der Stoffen der Kollektion. Metallic grau Wandbestigung eingeschlossen.

Appliques avec structure en métal revêtu avec les tissus de la collection. Support à mur gris métallisé inclus

Appliques con estructura en metal recubierto en los tejidos de la colección. Estructura a pared gris metallizado incluida

9540

Applique Wall






































codice code		cavo elettrico cm electric cable cm	imballo cm = Shade imbollo cm = structure	peso netto kg. net weight kg.	peso lordo kg. gross weight kg.	lampadina bulb			
<b>9540-30-86</b> LARGE RECTANGULAR			55 x 42 x 37 h.	0,9	2	1xmax 100W - E27 oppure/or 1x10W LED - E27	CE	≡	▽
<b>9540-30-85</b> SMALL RECTANGULAR			31 x 31 x 32 h.	0,5	1,50	1xmax 60W - E14 oppure/or 1x5W LED - E14	CE	≡	▽
<b>9540-30-02</b> LARGE ROUND			55 x 42 x 37 h.	0,9	2	1xmax 100W - E27 oppure/or 1x10W LED - E27	CE	≡	▽
<b>9540-30-01</b> SMALL ROUND			31 x 31 x 32 h.	0,5	1,50	1xmax 60W - E14 oppure/or 1x5W LED - E14	CE	≡	▽
<b>9540-30-91</b> LARGE CLASSIC	 Non realizzabile in plissé seta a mano Not available in hand made silk plissé		55 x 42 x 37 h.	0,9	2	1xmax 100W - E27 oppure/or 1x10W LED - E27	CE	≡	▽
<b>9540-30-90</b> SMALL CLASSIC	 Non realizzabile in plissé seta a mano Not available in hand made silk plissé		31 x 31 x 32 h.	0,5	1,50	1xmax 60W - E14 oppure/or 1x5W LED - E14	CE	≡	▽


## Lampadina esclusa / Bulb not included

<b>0807-30-85</b>	 Chiusura superiore e inferiore totale in plexiglass Complete upper and bottom closure in plexiglass		70 x 20 x 30 h.	1,5	4,5	Lampadina inclusa/ Bulb included  1T5 x 14W	CE	≡	▽
<b>0807-30-86</b>	 Chiusura superiore e inferiore totale in plexiglass Complete upper and bottom closure in plexiglass		<a href="https://3000k.ru">https://3000k.ru</a> 160 x 20 x 100 h 72	3,8	7,5	Lampadina inclusa/ Bulb included  2T5 x 49W	CE	≡	▽

= lampadina compresa solo per 230 V~ (NO 110V~)  
bulb included only for 230V~ (NOT 110V~)

# Lampadine Bulbs

42W - E14 oliva		15W - G13 fluorescente	
25/40/42/60W - E14		30/36W G13 fluorescente	
60W - E27 sfera		14W - G5 fluorescente	
60/70/100/105/150W - E27		28W - G5 fluorescente	
4/5W - E14 sfera led		49W - G5 fluorescente	
8/10/10,5W - E27 goccia led		50W GU10 alogena	
40/60/75W - E14 alogena		3W Led	
60/100/150/250W - E27 alogena		7W Led	
100/150W - B15 alogena		22W Led	
60/100/150/250W R7s 78 mm alogena		7W Led - GU10	
100/150/200/300W R7s 117 mm alogena		20 W - E27 fluorescente	
9W - G23 fluorescente		7W Led	
11W - 2G7 fluorescente		4/8/13/17W - Led	
18/24/36W - 2G11 fluorescente		7/12/14/15/24,5/58W - Led	
11W - E14 fluorescente		20W - 12V - G4 alogena	
25W - E27 fluorescente		28/33/42/60W - G9 alogena	
16W - E27 globo led		2W - 12V G4 led	
8W - E14 fluorescente		3/5W - G9 led	
15W - E27 fluorescente			

Note:  Simbolo di conferma che la lampadina viene fornita con la lampada  
*Symbol that confirms that the bulb is supplied with the lamp.*

La tensione s'intende 230V, 50/60HZ o 120V, 60HZ a seconda dei paesi.  
*Voltage: 230V, 50/60HZ or 120V, 60 HZ according to the country.*

Le lampadine incandescenti possono essere sostituite dalle corrispondenti alogene.  
*The incandescent bulbs can be replaced by the corresponding halogen ones.*

• for USA **E14 becomes E12**  
**E27 becomes E26**

<https://3000k.ru>  
 8 800 100 39 72

I lumen non sempre corrispondono. Verificare sempre le dimensioni. Rif. Leuci  
*Lumen don't always match. Always check the dimensions. Ref. Leuci*