

Juliette

Carlo Colombo 2013

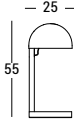

















Lampade con struttura in metallo nichel nero lucido o verniciata bianco opaco. Base in marmo nei colori: bianco di Carrara o nero Marquinia.

Lamps with structure in glossy black nickel or mat white varnished metal. Base in white Carrara or black Marquinia marble.

Lampen mit Struktur aus glänzendem schwarzem Nickel oder matt weissem lackiertem Metall. Sockel aus weiss Carrara oder schwarz Marquinia Marmor.






































Lampes avec structure en métal nickel noir poli ou verni blanc mat. Base en marbre: blanc de Carrara ou noir Marquinia.


Lámparas con estructura en metal níquel negro brillante o lacada mate en el colore: blanco. Base en marmol: en color blanco de Carrara o negro Marquinia.

codice code		cavo elettrico cm electric cable cm	imballo cm imballo cm	SH = Shade ST = structure	peso netto kg. net weight kg.	peso lordo kg. gross weight kg.	lampadina bulb	
1305-03 LARGE		160	BA 40 x 40 x 12 h. ST 32 x 32 x 62 h.		5 8	8 9	 1 x max 8W E14 fluorescente oppure/or  1 x 5W LED - E14	  
1305-01 SMALL		160	48 x 48 x 24 h.		2,8	3,5	 1 x max 33W - G9 alogeno oppure/or  1 x 5W LED - G9	  
1305-10		180	BA 40 x 40 x 12 h. https://3000k.ru ST 38 x 38 x 108 h.		6 16	10 20	 1 x max 15W E27 fluorescente oppure/or  1 x 10W LED - E27	  

Lampadina esclusa / Bulb not included

Lampadine Bulbs

42W - E14 oliva		15W - G13 fluorescente	
25/40/42/60W - E14		30/36W G13 fluorescente	
60W - E27 sfera		14W - G5 fluorescente	
60/70/100/105/150W - E27		28W - G5 fluorescente	
4/5W - E14 sfera led		49W - G5 fluorescente	
8/10/10,5W - E27 goccia led		50W GU10 alogena	
40/60/75W - E14 alogena		3W Led	
60/100/150/250W - E27 alogena		7W Led	
100/150W - B15 alogena		22W Led	
60/100/150/250W R7s 78 mm alogena		7W Led - GU10	
100/150/200/300W R7s 117 mm alogena		20 W - E27 fluorescente	
9W - G23 fluorescente		7W Led	
11W - 2G7 fluorescente		4/8/13/17W - Led	
18/24/36W - 2G11 fluorescente		7/12/14/15/24,5/58W - Led	
11W - E14 fluorescente		20W - 12V - G4 alogena	
25W - E27 fluorescente		28/33/42/60W - G9 alogena	
16W - E27 globo led		2W - 12V G4 led	
8W - E14 fluorescente		3/5W - G9 led	
15W - E27 fluorescente			

Note:  Simbolo di conferma che la lampadina viene fornita con la lampada
Symbol that confirms that the bulb is supplied with the lamp.

La tensione s'intende 230V, 50/60HZ o 120V, 60HZ a seconda dei paesi.
Voltage: 230V, 50/60HZ or 120V, 60 HZ according to the country.

Le lampadine incandescenti possono essere sostituite dalle corrispondenti alogene.
The incandescent bulbs can be replaced by the corresponding halogen ones.

• for USA **E14 becomes E12**
E27 becomes E26

<https://3000k.ru>
 8 800 100 39 72

I lumen non sempre corrispondono. Verificare sempre le dimensioni. Rif. Leuci
Lumen don't always match. Always check the dimensions. Ref. Leuci