

# Wonder

Bartoli Design 2015

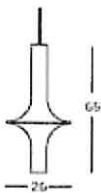


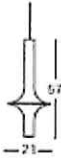






Lampada a sospensione con struttura in metallo nei colori: oro opaco, rame opaco o grafite opaco. Diffusore in vetro borosilicato trasparente o fumé, disponibile in tre dimensioni: large, medium e mini. Rosone singolo nelle stesse finiture della struttura. Utilizzabile come elemento singolo o multiplo.

Pendant with metal structure in the colours: mat gold, mat copper or mat graphite. Shade in transparent or fume borosilicate glass, supplied in three sizes: large, small and mini. Single canopy in the same finishes of the structure. Available as single element or in cluster.

Hängeluchte mit Struktur aus Metall in den Farben: mattGold, mattKupfer, mattGraphite. Schirm aus transparentem oder fumé Borosilikatglas, als groesse, kleine und mini Lampen lieferbar. Einzelne Deckbefestigung in den selben Farben der Struktur. Aus einzelne Element oder als Zusammenstellung erhältlich.

Suspension avec structure en metal dans les couleurs: dorée mat, cuivre mat, graphite mat. Abat-jour en verre borosilicate transparent ou fumé, disponible dans 3 tailles: grande, petite ou mini. Rosace individuelle dans les memes couleurs de la structure. On peut les utiliser individuellement ou en composition.

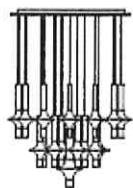
Lámpara de suspensión con estructura metálica en los colores: oro opaco, cobre opaco, grafito opaco. Difusor en vidrio borosilicado transparente o fumé, disponible en tres dimensiones: grande, media y mini. Roseton individual en el mismo acabado de la estructura. Utilizable como elemento individual o múltiple. Roseton a techo blanco.

codice code		cavo elettrico cm electric cable cm	IMBALLO CM/PACKAGING CM SH = Shade ST = Structure	peso netto kg. net weight kg.	peso lordo kg. gross weight kg.	lampadine bulb	
1504-23 LARGE		200	40 x 40 x 75 h.	1,2	3,2	Led integrato non sostituibile/ Led included not replaceable  1 x 6W LED	CE 
1504-21 MEDIUM		200	31 x 31 x 82 h.	0,9	2,8	Led integrato non sostituibile/ Led included not replaceable  1 x 6W LED	CE 
1504-20 MINI		200	23 x 23 x 70 h.	0,8	2,5	Led integrato non sostituibile/ Led included not replaceable  1 x 6W LED	CE 
1504-ROSONE	Rosone a soffitto con alimentatore <i>Ceiling canopy with power source</i> 						

## Esempi di installazione/Installation examples



Singola  
Single



Composizione con piastra  
Cluster with plate

Piastre e rosoni pag. 298  
Plates and canopies pag. 298

# Piastre per art. Wonder / Plates for art. Wonder

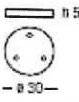
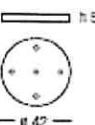
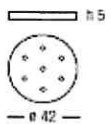
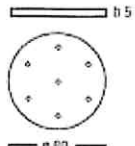
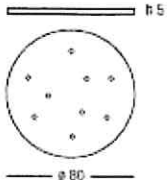
Piastre in metallo nella  
finitura laccata bianca con  
alimentatore.

Metal plate in the finish white  
lacquered with power source.

Platte aus weissem lackiertem  
Metall mit Netzanschlussgerät.

Plaque en metal laqué  
blanche avec alimentateur.

Placa en metal blanco lacado  
con alimentador.

codice code		cavo elettrico cm electric cable cm	IMBALLO CM/PACKAGING CM SH - Shade ST - Structure	peso netto kg. net weight kg.	peso lordo kg. gross weight kg.
<b>1504-T-30-03</b> ROUND PLATE MAX 3 FITTINGS			39 x 39 x 15 h.	3	4
<b>1504-T-42-05</b> ROUND PLATE MAX 5 FITTINGS			55 x 55 x 15 h.	3,5	5,5
<b>1504-T-42-07</b> ROUND PLATE MAX 7 FITTINGS			55 x 55 x 15 h.	4,5	6
<b>1504-T-60-07</b> ROUND PLATE MAX 7 FITTINGS			67 x 67 x 28 h.	9	12
<b>1504-T-80-09</b> ROUND PLATE MAX 9 FITTINGS			87 x 87 x 28 h.	17	20

codice code	cavo elettrico cm electric cable cm	IMBALLO CM/PACKAGING CM SH = Shade ST = Structure	peso netto kg. net weight kg.	peso lordo kg. gross weight kg.
<b>1504-T-80-13</b> ROUND PLATE MAX 13 FITTINGS		87 x 87 x 28 h.	17	20
<b>1504-T-100-17</b> ROUND PLATE MAX 17 FITTINGS		106 x 106 x 28 h.	25	28
<b>1504-L-92</b> LINEAR PLATE MAX 8 FITTINGS		100 x 30 x 30 h.	7	9
<b>1504-L-138</b> LINEAR PLATE MAX 8 FITTINGS		160 x 20 x 30 h.	10	13
<b>1504-R-90-07</b> RECTANGULAR PLATE MAX 7 FITTINGS		110 x 60 x 15 h.	16	18