

# PANZERI

## Queens 20

220-240V AC ON-OFF  
B76001.026.2501

white



### Data sheet

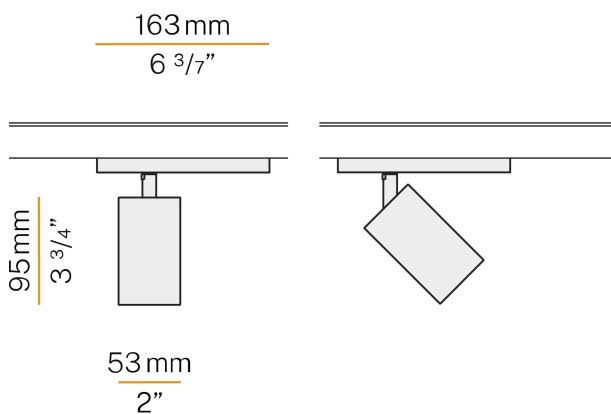
CODE	B76001.026.2501
SYSTEM POWER CONSUMPTION	26W
EFFICACY	72.69lm/W
LIGHT SOURCE	LED
LIGHT SOURCE LIFETIME	L80 (B10) 50.000h
COLOUR TEMPERATURE	3000K Ra>90
LIGHT DISTRIBUTION	adjustable
BEAM ANGLE	30°
POWER SUPPLY	220-240V AC
FREQUENCY	50/60Hz
ELECTRICAL CONFIGURATION	ON-OFF
DRIVER	integrated included
NOMINAL LUMINOUS FLUX	2700lm
LUMEN OUTPUT	1890lm
EFFICIENCY	70%
WEIGHT	0,40 Kg
PROTECTION DEGREE	IP20
GLOW WIRE TEST PERFORMANCE	850°
PACKING DIMENSIONS	17,5 x 29,8 x 7,9 cm



Lighting fixture for electrified track for interiors, with swivelling light beam.  
Die-cast aluminium joint with powder paint.  
Die-cast aluminium structure rotating on two axes in white or black powder paint.  
Reflector in thermoplastic material with chrome plated finish.  
Anti-glare snoot in black thermoplastic material.  
Equipped with electric and mechanical adapter for three-phase electrified tracks.



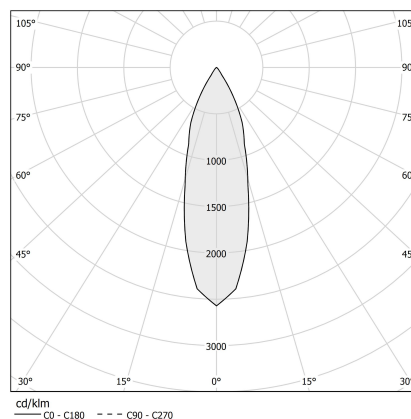
### Technical drawing



### Application



### Polar diagram



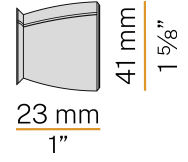
# PANZERI

## Queens 20

### Accessories / diffusion

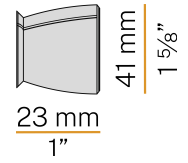
XMR5

Spot optic.



XMR7

Wide flood optic.



# PANZERI

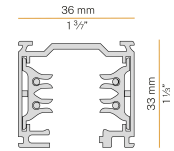
## Queens 20

### Accessories / electrified tracks

XM7501-100



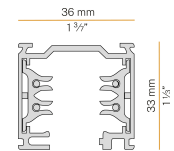
Three-phase electrified track for suspended or ceiling installation for interiors. Structure in anodized extruded aluminium or with white or black powder paint. Copper conductors housed inside extruded section bars in PVC with high isolation resistance. 230-250V AC line voltage or 380-440V AC industrial line voltage power supply. 16A total electrical load. Fastening, joining and closing accessories to be ordered separately. Length: 1m (39,4")



XM7501-200



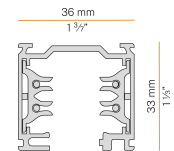
Three-phase electrified track for suspended or ceiling installation for interiors. Structure in anodized extruded aluminium or with white or black powder paint. Copper conductors housed inside extruded section bars in PVC with high isolation resistance. 230-250V AC line voltage or 380-440V AC industrial line voltage power supply. 16A total electrical load. Fastening, joining and closing accessories to be ordered separately. Length: 2m (78,7")



XM7501-300



Three-phase electrified track for suspended or ceiling installation for interiors. Structure in anodized extruded aluminium or with white or black powder paint. Copper conductors housed inside extruded section bars in PVC with high isolation resistance. 230-250V AC line voltage or 380-440V AC industrial line voltage power supply. 16A total electrical load. Fastening, joining and closing accessories to be ordered separately. Length: 3m (118,1")



# PANZERI

## Queens 20

### Accessories / electrified tracks / adapters

---

XM7501

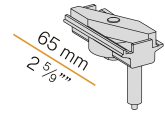
Electro/mechanical adapter 6A, mechanical load 5kg, for three-phase electrified track.



---

XM76B01

Mechanical adapter with automatic locking for three-phase electrified track.



# PANZERI

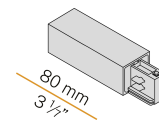
## Queens 20

### Accessories / electrified tracks / power supply and closing

---

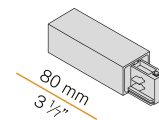
XM76ADX01

Right live-end for three-phase electrified track.



XM76ASX01

Left live-end for three-phase electrified track.



# PANZERI

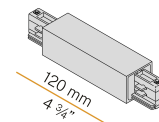
## Queens 20

### Accessories / electrified tracks / power supply and junction

---

XM76A01

Central connector and straight joint for three-phase electrified track.



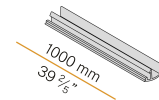
# PANZERI

## Queens 20

### Accessories / electrified tracks / closing

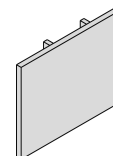
XM76C01

Cover 1000mm (39,4") long for three-phase electrified track.



XM76E01

End cap for three-phase electrified track.



# PANZERI

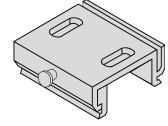
## Queens 20

### Accessories / electrified tracks / fixing

---

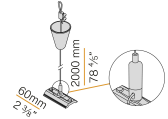
XM76K

Ceiling kit for three-phase electrified track.



XM76S01

Suspension kit with 2m (78,7") long steel wire and plate for three-phase electrified track.





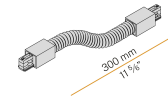
# PANZERI

## Queens 20

### Accessories / electrified tracks / junction

XM76F01

Flexible joint for three-phase electrified track.



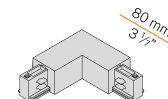
XM76LE01

External "L" joint for three-phase electrified track.



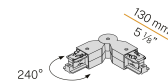
XM76LI01

Internal "L" joint for three-phase electrified track.



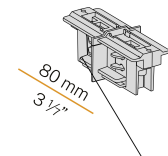
XM76M01

Mobile joint for three-phase electrified track.



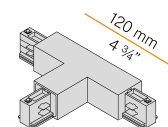
XM76Q01

Electrical straight joint with stop for three-phase electrified track.



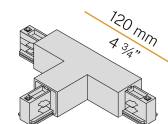
XM76TDX01

Right "T" joint for three-phase electrified track.



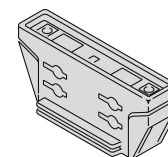
XM76TSX01

Left "T" joint for three-phase electrified track.



XM76U01

Mechanical straight joint for three-phase electrified track.



XM76X01

"X" joint for three-phase electrified track.

