


PANZERI

Mark

24V DC
X01717.030.0410



Data sheet

CODE	X01717.030.0410
SYSTEM POWER CONSUMPTION	8,5W
EFFICACY	45.25lm/W
LIGHT SOURCE	LED
LIGHT SOURCE LIFETIME	L80 (B20) 80.000h
COLOUR TEMPERATURE	3000K Ra>90
LIGHT DISTRIBUTION	diffused
POWER SUPPLY	24V DC
DRIVER	remote not included
NOMINAL LUMINOUS FLUX	1076lm
LUMEN OUTPUT	362lm
EFFICIENCY	33.6%
WEIGHT	0,60 Kg
PROTECTION DEGREE	IP20
COLOUR TOLLERANCES	SDCM 3
PACKING DIMENSIONS	10,5 x 45,0 x 10,5 cm



Lighting fixture for ceiling or wall built-in installation for interiors, with direct light emission.

Built-in structure in plasterboard, in aluminium in white polyacrylic paint.

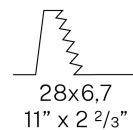

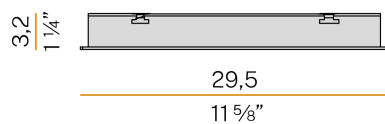
Reflector in aluminium in white polyacrylic paint.

Pickled sheet metal closing frame in white, black, bronze, mat brass or titanium polyacrylic paint.

Stainless steel spring clips for plasterboard fixing.

Built-in hole dimension: 280x67mm (11x2,6")

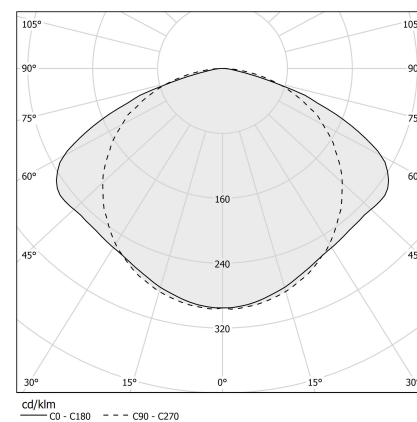
Technical drawing



Application



Polar diagram



PANZERI

Mark

Accessories / power supply

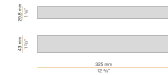
XM100/24 DIM

LED driver, 100W 24V DC, DALI/Push DIM dimmable.



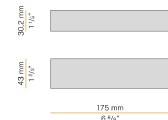
XM150/24 DIM

LED driver, 150W 24V DC, DALI/Push DIM dimmable.



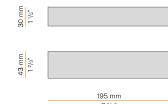
XM18/24 DIM

LED driver, 18W 24V DC, DALI/Push DIM dimmable.



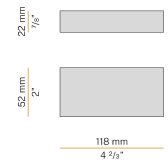
XM35/24 DIM

LED driver, 35W 24V DC, DALI/Push DIM dimmable.



XM6-20 UNI

LED driver, 4x20W 250=700mA.



XM60/24 DIM

LED driver, 60W 24V DC, DALI/Push DIM dimmable.



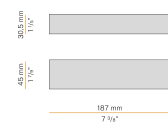
YDV.024.030.A01

LED driver, 30W 24V DC.




YDV.024.060.A01

LED driver, 60W 24V DC.



YDV.024.120.A01

LED driver, 120W 24V DC.



PANZERI

Mark

Accessories / power supply

YDV.024.180.A01

LED driver, 180W 24V DC.



PANZERI

Mark

Accessories / fixing

YCF01700.030

Galvanized sheet housing to be recessed in brick wall or concrete.

