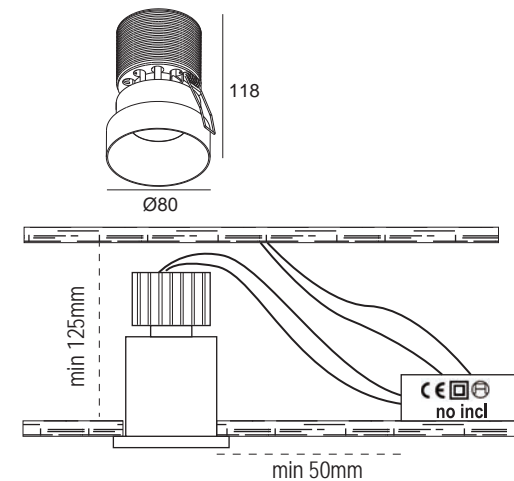
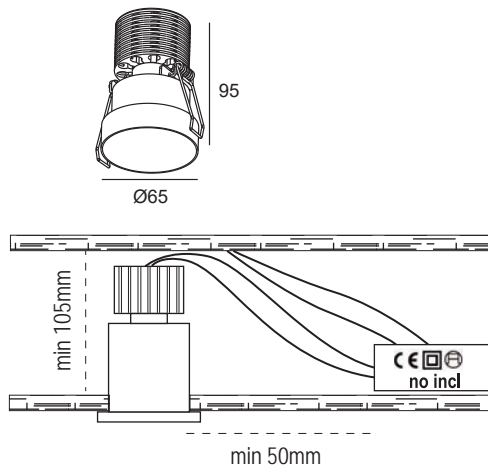
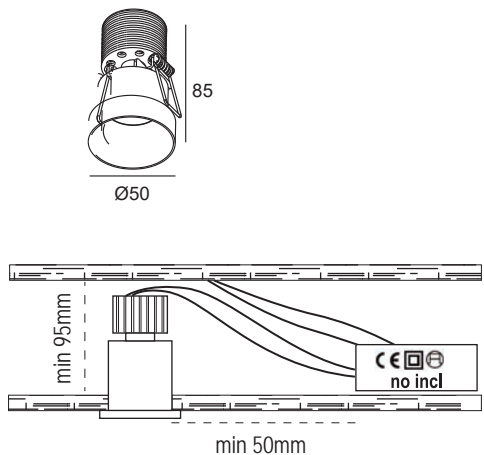



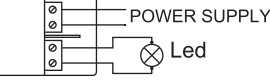

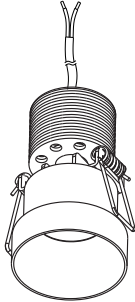
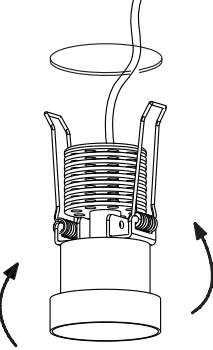



ref. 02150101

ref. 02150201

ref. 02150301



<p>OFF </p> <p></p> <p>Cutout: </p> <p>ref. 02150101 - Ø45m ref. 02150201 - Ø60mm ref. 02150301 - Ø70mm</p> <p>1</p>	<p>Driver DC 350mA NO INCL Driver DC 500mA NO INCL</p> <p></p> <p>POWER SUPPLY Led</p> <p></p> <p></p> <p>2</p>	<p></p> <p>3</p>	<p></p> <p>4</p>
---	--	---	--

The connection of the luminaire, should be stranded with 0.5mm²-1.5mm² conductor.

LIGHT SOURCE - FUENTE DE LUZ

ref. 02150101 | 7W LED 2700K 36° INCL | DRIVER 350mA NOT INCL

ref. 02150201 | 10W LED 2700K 36° INCL | DRIVER 500mA NOT INCL

ref. 02150301 | 18W LED 2700K 36° INCL | DRIVER 500mA NOT INCL

TECHNICAL FEATURES - CARACTERÍSTICAS TÉCNICAS

