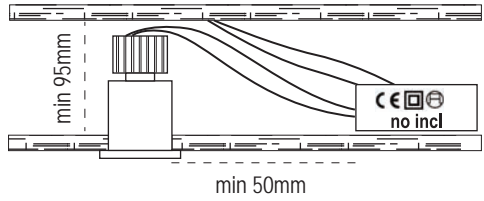
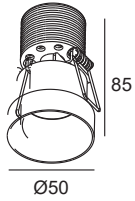
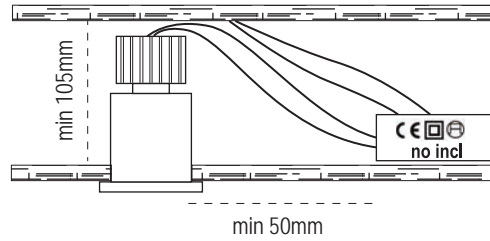
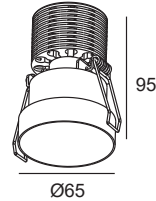


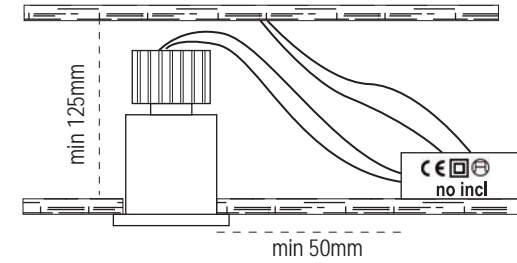
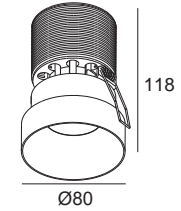
ref. 02150101



ref. 02150201



ref. 02150301



<p><b>1</b></p>	<p><b>2</b></p>	<p><b>3</b></p>	<p><b>4</b></p>
-----------------	-----------------	-----------------	-----------------

The connection of the luminaire, should be stranded with 0.5mm<sup>2</sup>-1.5mm<sup>2</sup> conductor.

LIGHT SOURCE - FUENTE DE LUZ

- ref. **02150101** | 7W LED 2700K 36° INCL | DRIVER 350mA NOT INCL
- ref. **02150201** | 10W LED 2700K 36° INCL | DRIVER 500mA NOT INCL
- ref. **02150301** | 18W LED 2700K 36° INCL | DRIVER 500mA NOT INCL

TECHNICAL FEATURES - CARACTERÍSTICAS TÉCNICAS

