

PANZERI

Soho Line

48V DC ON-OFF

B47001.060.0416

● white



Data sheet

CODE	B47001.060.0416
SYSTEM POWER CONSUMPTION	12W
EFFICACY	61.67lm/W
LIGHT SOURCE	LED
COLOUR TEMPERATURE	3000K Ra>90
LIGHT DISTRIBUTION	diffused
POWER SUPPLY	48V DC
ELECTRICAL CONFIGURATION	ON-OFF
DRIVER	remote not included
NOMINAL LUMINOUS FLUX	1292lm
LUMEN OUTPUT	740lm
EFFICIENCY	57.3%
WEIGHT	0,30 Kg
PROTECTION DEGREE	IP20
PACKING DIMENSIONS	18,0 x 60,0 x 12,0 cm



Linear lighting module for electrified track for interiors, with direct light emission. Structure in anodized extruded aluminium. Extruded polycarbonate diffuser with opaline finish. End caps in black thermoplastic material with fixing system for 48V low voltage electrified tracks.

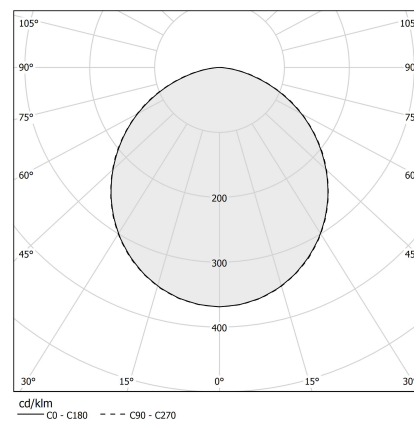
Technical drawing



Application



Polar diagram



PANZERI

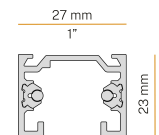
Soho Line

Accessories / electrified tracks

XM44501-100



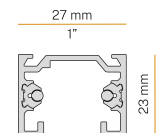
Electrified track for suspended or ceiling installation for interiors. Structure in extruded aluminium with white or black powder paint. 48V DC low voltage power supply. 15A total electrical load. Fastening, joining and closing accessories to be ordered separately. Length: 1m (39,4")



XM44501-200



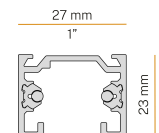
Electrified track for suspended or ceiling installation for interiors. Structure in extruded aluminium with white or black powder paint. 48V DC low voltage power supply. 15A total electrical load. Fastening, joining and closing accessories to be ordered separately. Length: 2m (78,7")



XM44501-300



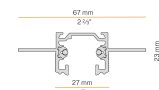
Electrified track for suspended or ceiling installation for interiors. Structure in extruded aluminium with white or black powder paint. 48V DC low voltage power supply. 15A total electrical load. Fastening, joining and closing accessories to be ordered separately. Length: 3m (118,1")



XM44602-100



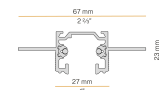
Electrified track for ceiling or wall built-in installation for interiors. Total built-in structure in plasterboard, in extruded aluminium with black powder paint. 48V DC low voltage power supply. 15A total electrical load. Fastening, joining and closing accessories to be ordered separately. Length: 1m (39,4")



XM44602-200



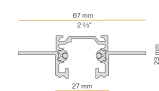
Electrified track for ceiling or wall built-in installation for interiors. Total built-in structure in plasterboard, in extruded aluminium with black powder paint. 48V DC low voltage power supply. 15A total electrical load. Fastening, joining and closing accessories to be ordered separately. Length: 2m (78,7")



XM44602-300



Electrified track for ceiling or wall built-in installation for interiors. Total built-in structure in plasterboard, in extruded aluminium with black powder paint. 48V DC low voltage power supply. 15A total electrical load. Fastening, joining and closing accessories to be ordered separately. Length: 3m (118,1")



PANZERI

Soho Line

Accessories / electrified tracks / power supply

XM445-TR

Electronic transformer, 120W 48V DC, for 48V DC electrified track.



PANZERI

Soho Line

Accessories / electrified tracks / power supply and closing

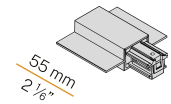
XM44501-ADX Right live-end for 48V DC suspended or ceiling electrified track.



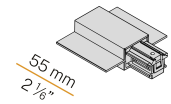
XM44501-ASX Left live-end for 48V DC suspended or ceiling electrified track.



XM44602-ADX Right live-end for 48V DC recessed electrified track.



XM44602-ASX Left live-end for 48V DC recessed electrified track.



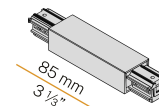
PANZERI

Soho Line

Accessories / electrified tracks / power supply and junction

XM44501-A

Central connector for 48V DC suspended or ceiling electrified track.



XM44602-A

Central connector for 48V DC recessed electrified track.



PANZERI

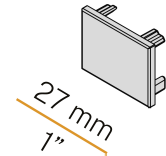
Soho Line

Accessories / electrified tracks / closing

XM44501-C Cover 1000mm (39,4") long for 48V DC electrified track.



XM44501-E End cap for 48V DC suspended or ceiling electrified track.



XM44502-C Cover 1000mm (39,4") long for 48V DC electrified track.



XM44602-E End cap for 48V DC recessed electrified track.



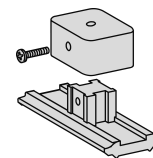
PANZERI

Soho Line

Accessories / electrified tracks / fixing

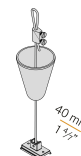
XM44501-K

Ceiling kit for 48V DC electrified track.



XM44501-S

Suspension kit with 2m (78,7") long steel wire and plate for 48V DC electrified track.



XM446-P

Plate for fixing ceiling pendants for 48V DC recessed electrified track.



PANZERI

Soho Line

Accessories / electrified tracks / junction

XM44501-LE External "L" joint for 48V DC suspended or ceiling electrified track.



XM44501-LI Internal "L" joint for 48V DC suspended or ceiling electrified track.



XM44501-UE Straight joint for 48V DC electrified track.



XM44501-UM Mechanical straight joint for 48V DC electrified track.



XM44502-UE Straight joint for 48V DC electrified track.



XM44502-UM Mechanical straight joint for 48V DC electrified track.

