

Storm

Bartoli Design 2017

Sospensione composta da un'asta in metallo nelle finiture opache: oro, rame e grafite.

Disponibile in tre dimensioni: Large, Medium e Mini, utilizzabile come elemento singolo o multiplo.

Rosone singolo nelle stesse finiture della struttura.

Pendant lamp made by a metal stick in the mat finishes: gold, copper and graphite.

Available in three sizes: Large, Medium and Mini as single element or in cluster. Single canopy in the same finishes of the structure.

Hängeleuchte mit Stange aus Metall in den mat Farbe: gold, Kupfer und Graphite.

Große, Kleine und Mini Lampen lieferbar, aus einzelne Element oder als Zusammenstellung erhältlich.

Einzelne Deckbefestigung in den selben Farben der Struktur.

Suspension avec tige en metal mat dans les couleur: dorée, cuivre et graphite.








Disponibile en trois dimensions: grande, medium et mini. On peut les utiliser individuellement ou en composition.

Rosace individuelle dans le memes couleur de la structure.

Suspensión compuesta de una tija metálica en los acabados opacos: oro, cobre y grafito.

Disponibile en tres dimensiones: Large, Medium y Mini, utilizable como elemento individual o múltiple.

Roseton individual en el mismo acabado de la estructura.

codice code		cavo elettrico cm electric cable cm	IMBALLO CM/PACKAGING CM SH = Shade ST = Structure	peso netto kg. net weight kg.	peso lordo kg. gross weight kg.	lampadina bulb
1704-23 LARGE		200		0,5		 4W - LED 3000 K* 400 lm dimmerabile a richiesta on demand dimmable
1704-21 MEDIUM		200		0,4		 4W - LED 3000 K* 400 lm dimmerabile a richiesta on demand dimmable
1704-20 MINI		200		0,3		 4W - LED 3000 K* 400 lm dimmerabile a richiesta on demand dimmable
	Rosone a soffitto con alimentatore Ceiling canopy with power source					
						

*Led integrato / Integrated led

Piastre/*Plates* (art. Spoon/Storm/Wonder)

Piastre in metallo nella
finitura laccata bianca con
alimentatore.


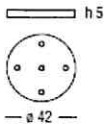
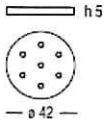
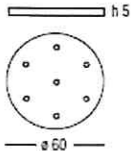
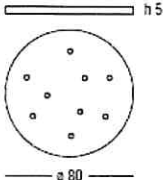
Metal plate in the finish white
lacquered with power source.

Platte aus weissem lackiertem
Metall mit Netzanschlussgerät.

Plaque en metal laqué
blanche avec alimentateur.

Placa en metal blanco lacado
con alimentador.

Piastre Plates

codice code		cavo elettrico cm electric cable cm	IMBALLO CM/PACKAGING CM SH = Shade ST = Structure	peso netto kg. net weight kg.	peso lordo kg. gross weight kg.
1504-T-30-03 ROUND PLATE MAX 3 FITTINGS			39 x 39 x 15 h.	3	4
1504-T-42-05 ROUND PLATE MAX 5 FITTINGS			55 x 55 x 15 h.	3,5	5,5
1504-T-42-07 ROUND PLATE MAX 7 FITTINGS			55 x 55 x 15 h.	4,5	6
1504-T-60-07 ROUND PLATE MAX 7 FITTINGS			67 x 67 x 28 h.	9	12
1504-T-80-09 ROUND PLATE MAX 9 FITTINGS			87 x 87 x 28 h.	17	20

codice
code

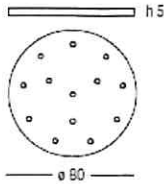
cavo elettrico cm
electric cable cm

IMBALLO CM/PACKAGING CM
SH = Shade ST = Structure

peso netto kg.
net weight kg.

peso lordo kg.
gross weight kg.

1504-T-80-13
ROUND PLATE
MAX 13 FITTINGS

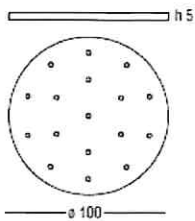


87 x 87 x 28 h.

17

20

1504-T-100-17
ROUND PLATE
MAX 17 FITTINGS

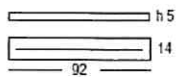


106 x 106 x 28 h.

25

28

1504-L-92
LINEAR PLATE
MAX 8 FITTINGS




100 x 30 x 30 h.

7

9

1504-L-138
LINEAR PLATE
MAX 8 FITTINGS

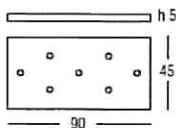


160 x 20 x 30 h.

10

13

1504-R-90-07
RECTANGULAR
PLATE
MAX 7 FITTINGS









110 x 60 x 15 h.

16

18

Lampadine Bulbs

42/60W - E14 halo	
60W - E27 halo	
5W - E14 sfera led	
10 - E27 goccia led	
28/33/42/60W - G9 alogena	
3/5W - G9 led	

La tensione s'intende 230V, 50/60HZ o 120V, 60HZ a seconda dei paesi.
Voltage: 230V, 50/60HZ or 120V, 60 HZ according to the country.

• for USA **E14 becomes E12**
E27 becomes E26

I flussi luminosi si riferiscono al flusso emesso dalla sorgente luminosa con la temperatura di funzionamento a regime, 3000 K, CRI 80.
The lighting flows refer to the flow emitted by the lighting source with the temperature at full capacity, 3000 K, CRI 80.

I flussi delle lampadine sostituibili (G9, E14, E27, ...) sono indicativi. Riferirsi ai dati della lampadina utilizzata.
The flow of replaceable bulbs (G9, E14, E27,..) is the estimated one. Please refer to the technical data of the bulbs used.